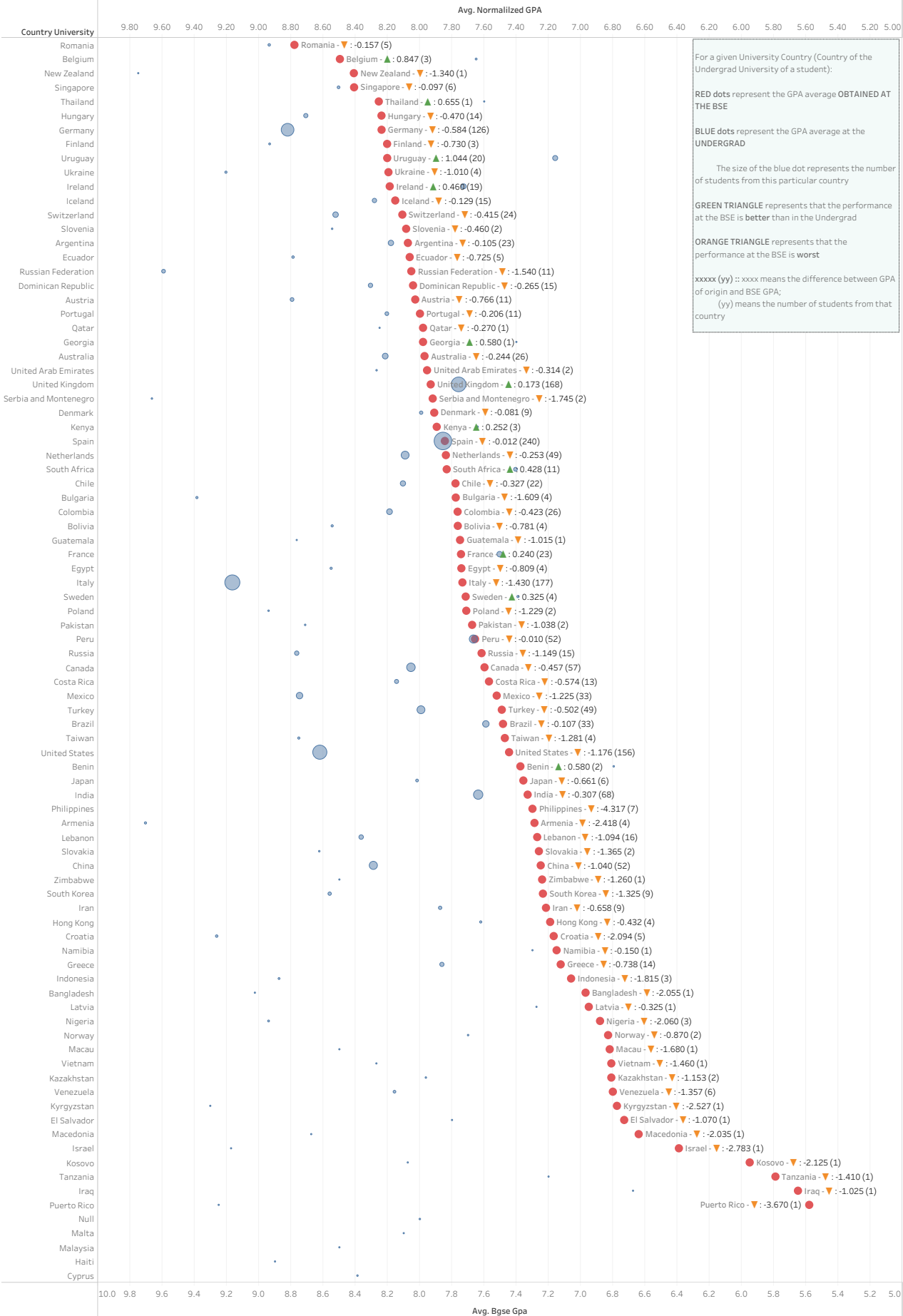


# GPA\_PERFORMANCE by Country University



- ### Application Status
- Null
  - \_Enrolled
  - Accepted
  - Alumni
  - Cancelled
  - Current Student
  - Declined
  - Deferred
  - Dropout
  - Interruption of studies
  - MRES Student
  - New Application
  - No Show
  - Not Graduated
  - Paid Cancel
  - Pre Submit
  - Rejected
  - Retake Student
  - Under Revision
  - Undergrad Student
  - Visiting Student
  - Withdrawal

- ### Education Program
- Null
  - PhD Track Program
  - Program in Competiti..
  - Program in Data Scie..
  - Program in Economics
  - Program in Finance
  - Program in Economic..
  - Program in Internatio..
  - Program in Macroeco..

- ### Measure Names
- Avg. Bgse Gpa
  - Avg. Normalized GPA
- ### Count of Admissions Data
- 1
  - 50
  - 100
  - 150
  - 200
  - 240

For a given University Country (Country of the Undergrad University of a student):

**RED dots** represent the GPA average **OBTAINED AT THE BSE**

**BLUE dots** represent the GPA average at the **UNDERGRAD**

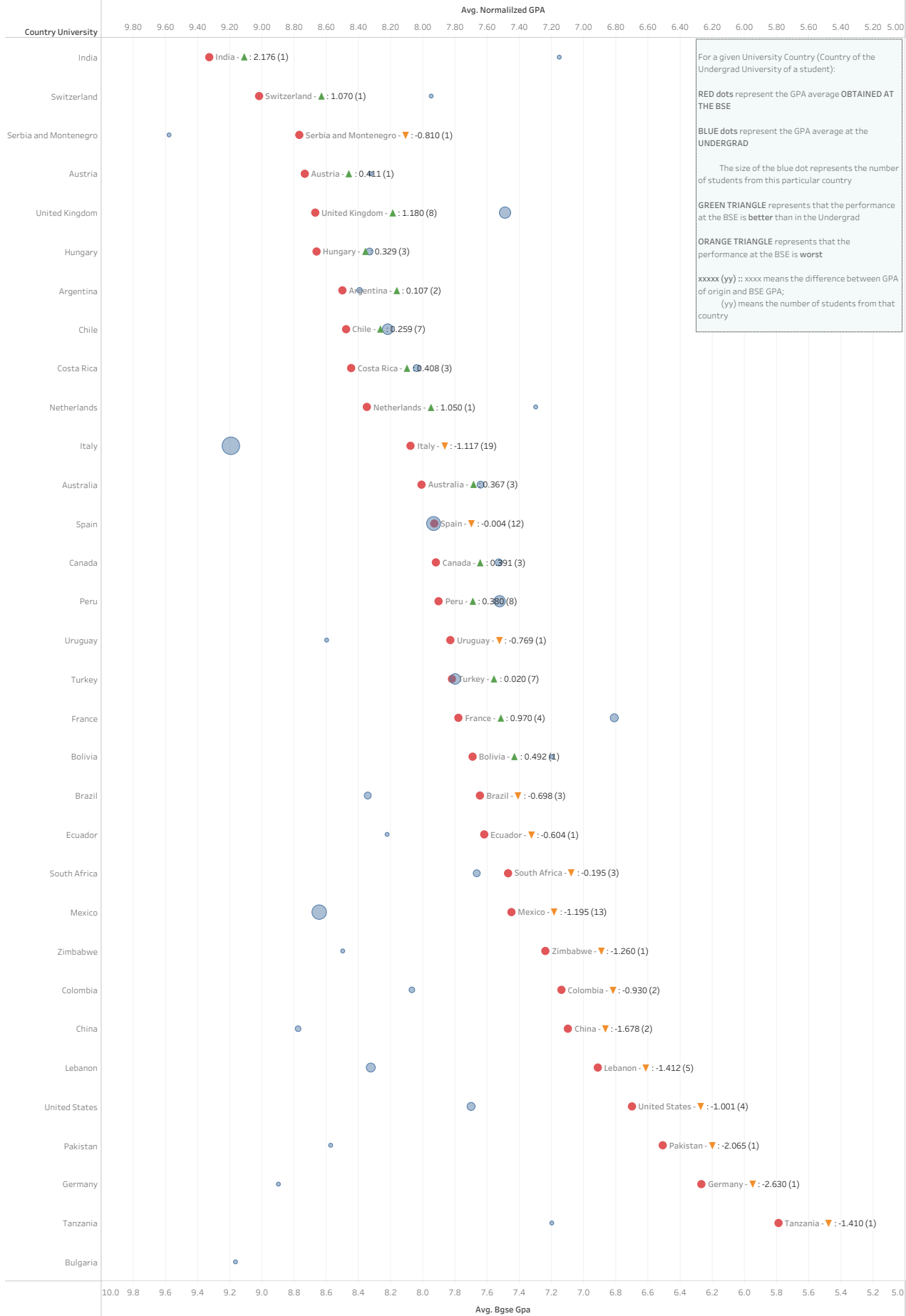
The size of the blue dot represents the number of students from this particular country

**GREEN TRIANGLE** represents that the performance at the BSE is **better** than in the Undergrad

**ORANGE TRIANGLE** represents that the performance at the BSE is **worst**

xxxxx (yy) :: xxx means the difference between GPA of origin and BSE GPA; (yy) means the number of students from that country

# GPA\_PERFORMANCE by Country University

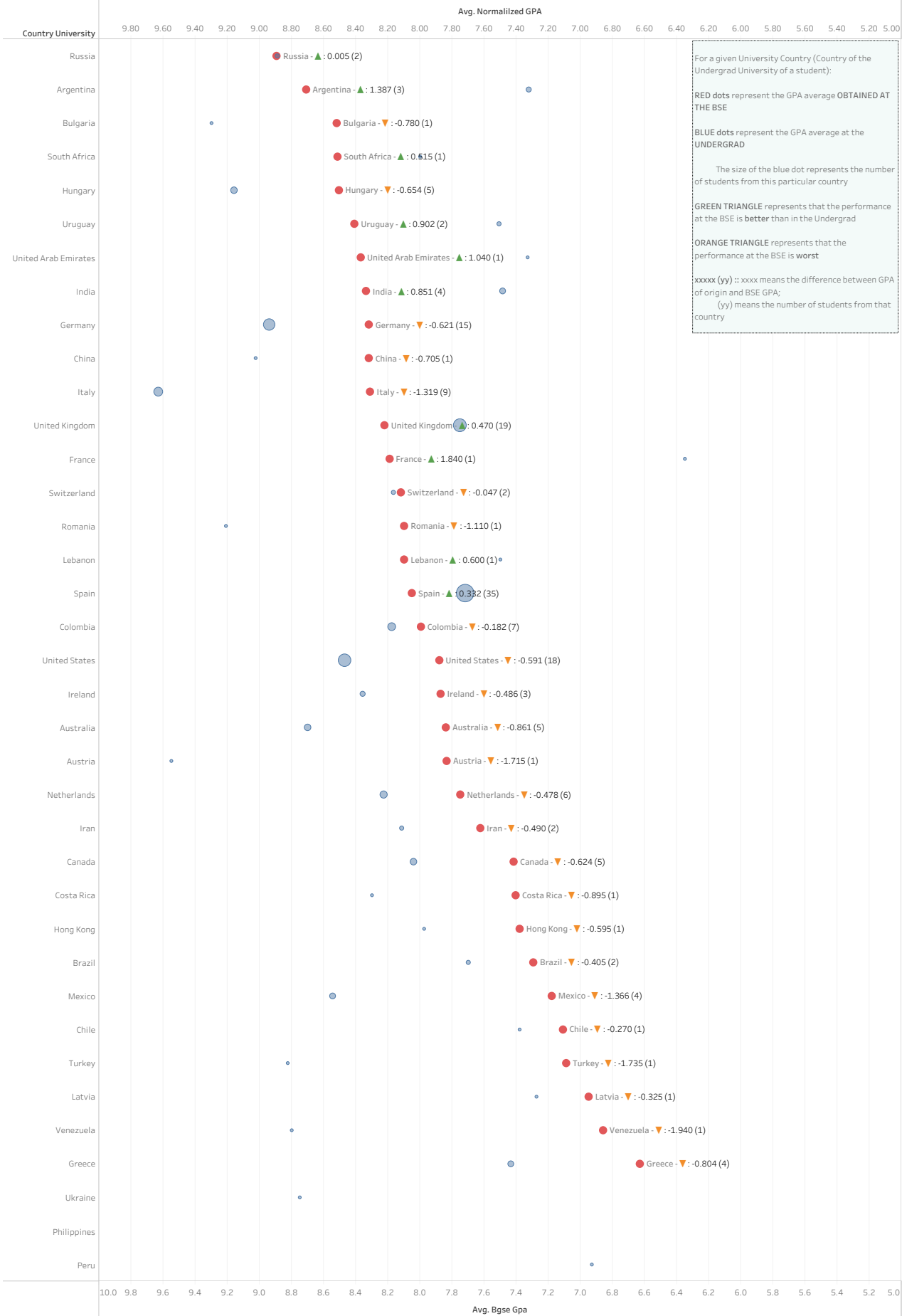


- ### Application Status
- Null
  - \_Enrolled
  - Accepted
  - Alumni
  - Cancelled
  - Current Student
  - Declined
  - Deferred
  - Dropout
  - Interruption of studies
  - MRES Student
  - New Application
  - No Show
  - Not Graduated
  - Paid Cancel
  - Pre Submit
  - Rejected
  - Retake Student
  - Under Revision
  - Undergrad Student
  - Visiting Student
  - Withdrawal

- ### Education Program
- Null
  - PhD Track Program
  - Program in Competiti..
  - Program in Data Scie..
  - Program in Data Scie..
  - Program in Economics
  - Program in Economic..
  - Program in Finance
  - Program in Health Ec..
  - Program in Internatio..
  - Program in Macroeco..

- ### Measure Names
- Avg. Bgse Gpa
  - Avg. Normalized GPA
- ### Count of Admissions DATA
- 1
  - 5
  - 10
  - 15
  - 19

# GPA\_PERFORMANCE by Country University

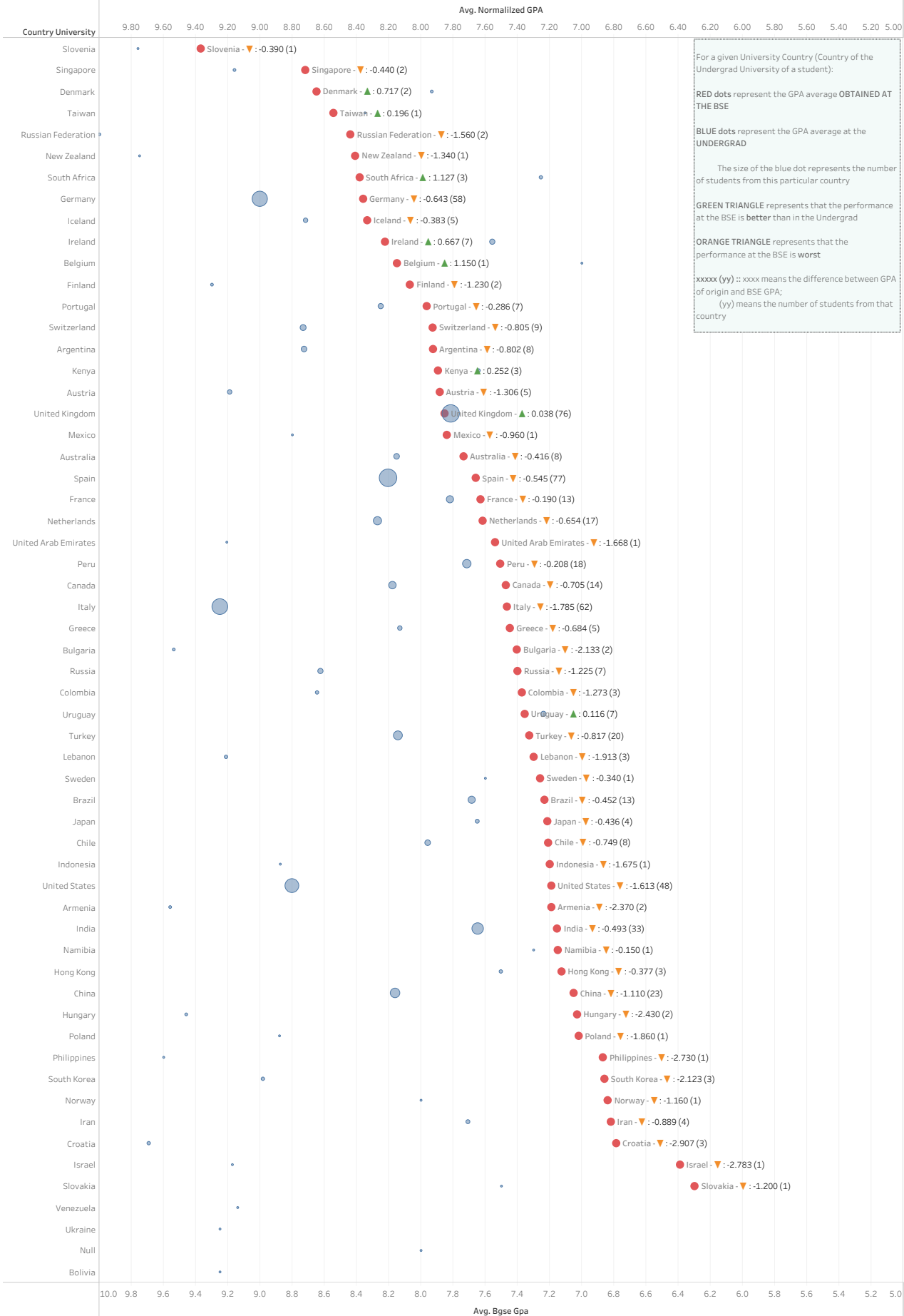


- Application Status**
- Null
  - \_Enrolled
  - Accepted
  - Alumni
  - Cancelled
  - Current Student
  - Declined
  - Deferred
  - Dropout
  - Interruption of studies
  - MRES Student
  - New Application
  - No Show
  - Not Graduated
  - Paid Cancel
  - Pre Submit
  - Rejected
  - Retake Student
  - Under Revision
  - Undergrad Student
  - Visiting Student
  - Withdrawal

- Education Program**
- Null
  - PhD Track Program
  - Program in Competiti..
  - Program in Data Scie..
  - Program in Data Scie..
  - Program in Economics
  - Program in Economic..
  - Program in Finance
  - Program in Health Ec..
  - Program in Internatio..
  - Program in Macroeco..

- Measure Names**
- Avg. Bgse Gpa
  - Avg. Normalized GPA
- Count of Admissions Data**
- 1
  - 10
  - 20
  - 30
  - 35

# GPA\_PERFORMANCE by Country University



- ### Application Status
- Null
  - \_Enrolled
  - Accepted
  - Alumni
  - Cancelled
  - Current Student
  - Declined
  - Deferred
  - Dropout
  - Interruption of studies
  - MRES Student
  - New Application
  - No Show
  - Not Graduated
  - Paid Cancel
  - Pre Submit
  - Rejected
  - Retake Student
  - Under Revision
  - Undergrad Student
  - Visiting Student
  - Withdrawal

- ### Education Program
- Null
  - PhD Track Program
  - Program in Competiti..
  - Program in Data Scie..
  - Program in Data Scie..
  - Program in Economics
  - Program in Economic..
  - Program in Finance
  - Program in Health Ec..
  - Program in Internatio..
  - Program in Macroeco..

- ### Measure Names
- Avg. Bgse Gpa
  - Avg. Normalized GPA
- ### Count of Admissions Data
- 1
  - 20
  - 40
  - 60
  - 77

For a given University Country (Country of the Undergrad University of a student):

**RED dots** represent the GPA average **OBTAINED AT THE BSE**

**BLUE dots** represent the GPA average at the **UNDERGRAD**

The size of the blue dot represents the number of students from this particular country

**GREEN TRIANGLE** represents that the performance at the BSE is **better** than in the Undergrad

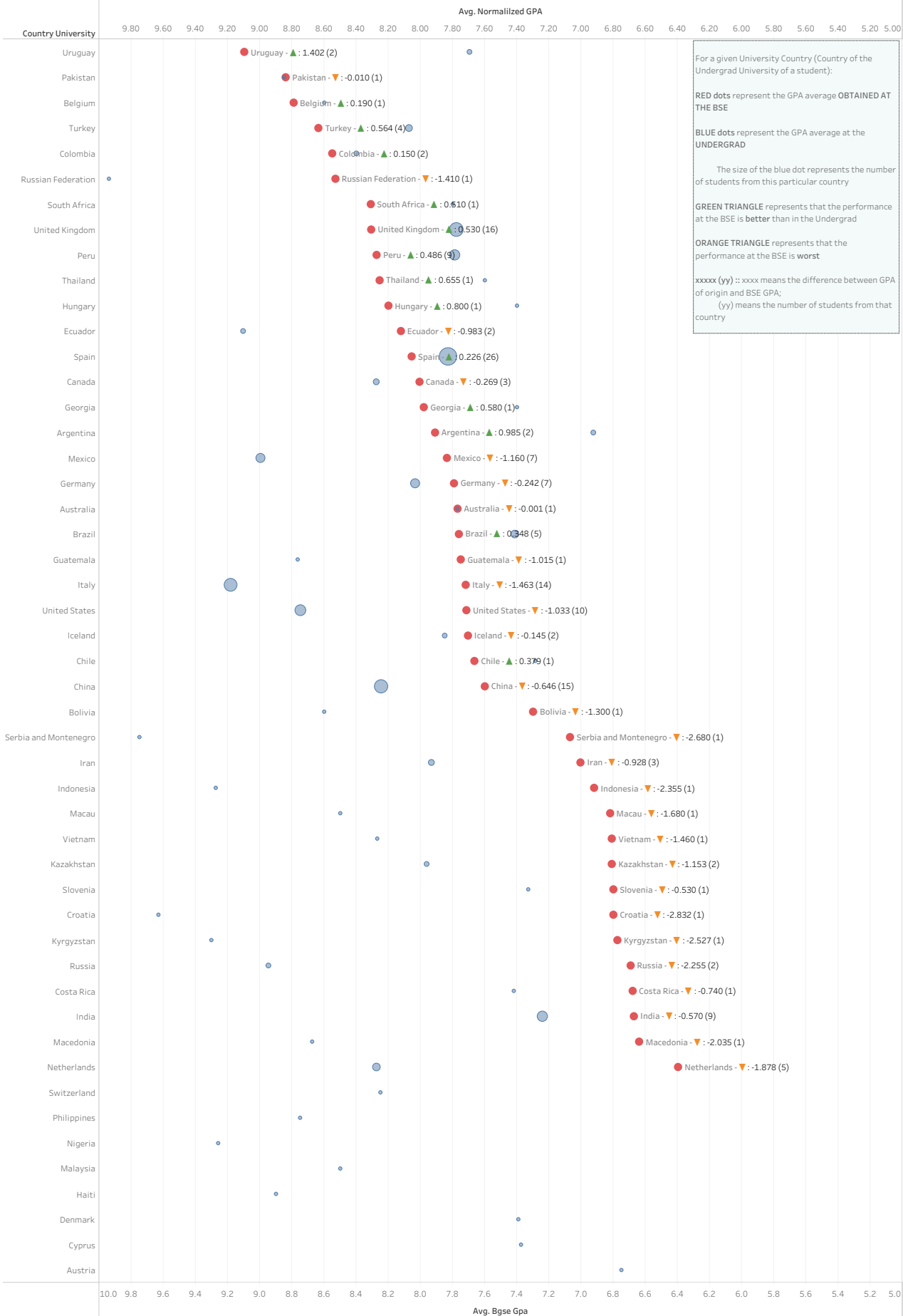
**ORANGE TRIANGLE** represents that the performance at the BSE is **worst**

xxxx (yy) :: xxxx means the difference between GPA of origin and BSE GPA; (yy) means the number of students from that country

# GPA\_PERFORMANCE by Country University



# GPA\_PERFORMANCE by Country University



For a given University Country (Country of the Undergrad University of a student):

**RED dots** represent the GPA average **OBTAINED AT THE BSE**

**BLUE dots** represent the GPA average at the **UNDERGRAD**

The size of the blue dot represents the number of students from this particular country

**GREEN TRIANGLE** represents that the performance at the BSE is **better** than in the Undergrad

**ORANGE TRIANGLE** represents that the performance at the BSE is **worst**

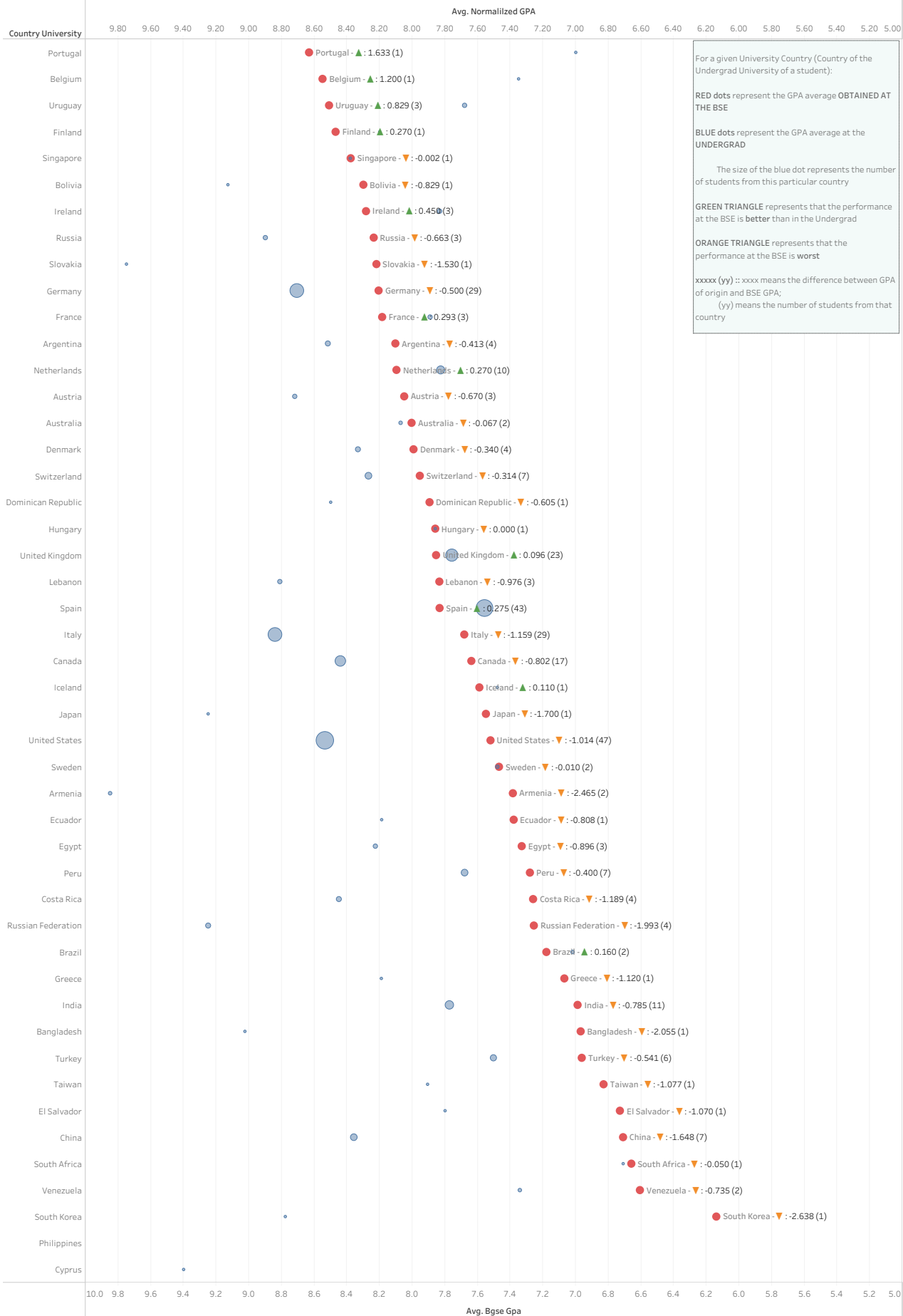
xxxxx (yy) :: xxx means the difference between GPA of origin and BSE GPA;  
(yy) means the number of students from that country

- Application Status**
- Null
  - \_Enrolled
  - Accepted
  - Alumni
  - Cancelled
  - Current Student
  - Declined
  - Deferred
  - Dropout
  - Interruption of studies
  - MRES Student
  - New Application
  - No Show
  - Not Graduated
  - Paid Cancel
  - Pre Submit
  - Rejected
  - Retake Student
  - Under Revision
  - Undergrad Student
  - Visiting Student
  - Withdrawal

- Education Program**
- Null
  - PhD Track Program
  - Program in Competiti..
  - Program in Data Scie..
  - Program in Data Scie..
  - Program in Economics
  - Program in Economic..
  - Program in Finance
  - Program in Health Ec..
  - Program in Internatio..
  - Program in Macroeco..

- Measure Names**
- Avg. Bgse Gpa
  - Avg. Normalized GPA
- Count of Admissions DATA**
- 1
  - 5
  - 10
  - 15
  - 20
  - 26

# GPA\_PERFORMANCE by Country University



- ### Application Status
- Null
  - \_Enrolled
  - Accepted
  - Alumni
  - Cancelled
  - Current Student
  - Declined
  - Deferred
  - Dropout
  - Interruption of studies
  - MRES Student
  - New Application
  - No Show
  - Not Graduated
  - Paid Cancel
  - Pre Submit
  - Rejected
  - Retake Student
  - Under Revision
  - Undergrad Student
  - Visiting Student
  - Withdrawal

- ### Education Program
- Null
  - PhD Track Program
  - Program in Competiti..
  - Program in Data Scie..
  - Program in Data Scie..
  - Program in Economics..
  - Program in Economic..
  - Program in Finance
  - Program in Health Ec..
  - Program in Internatio..
  - Program in Macroeco..

- ### Measure Names
- Avg. Bgse Gpa
  - Avg. Normalized GPA
- ### Count of Admissions DATA
- 1
  - 10
  - 20
  - 30
  - 40
  - 47

For a given University Country (Country of the Undergrad University of a student):

**RED dots** represent the GPA average **OBTAINED AT THE BSE**

**BLUE dots** represent the GPA average at the **UNDERGRAD**

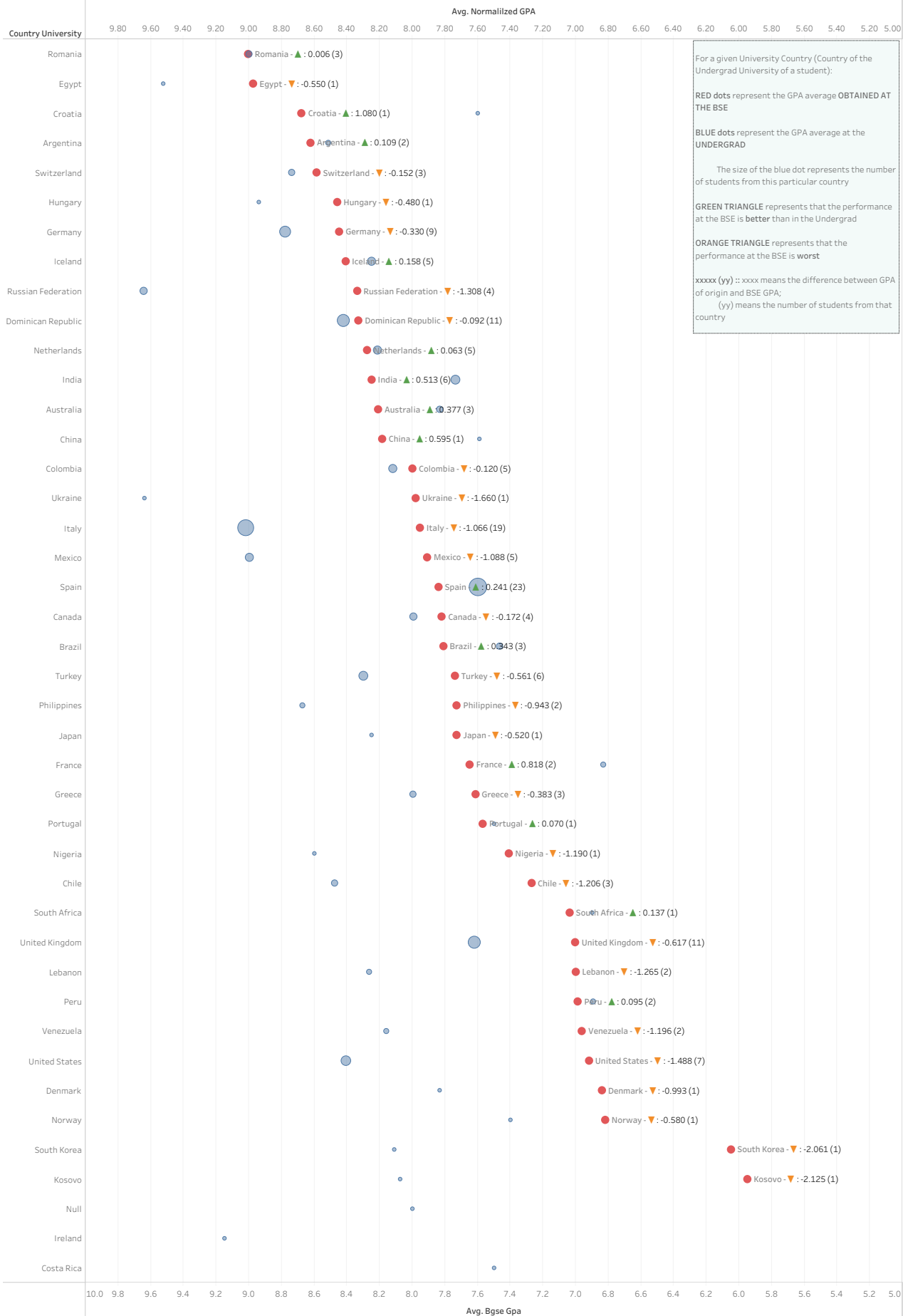
The size of the blue dot represents the number of students from this particular country

**GREEN TRIANGLE** represents that the performance at the BSE is **better** than in the Undergrad

**ORANGE TRIANGLE** represents that the performance at the BSE is **worst**

xxxxx (yy) :: xxxx means the difference between GPA of origin and BSE GPA; (yy) means the number of students from that country

# GPA\_PERFORMANCE by Country University



For a given University Country (Country of the Undergrad University of a student):

**RED dots** represent the GPA average **OBTAINED AT THE BSE**

**BLUE dots** represent the GPA average at the **UNDERGRAD**

The size of the blue dot represents the number of students from this particular country

**GREEN TRIANGLE** represents that the performance at the BSE is **better** than in the Undergrad

**ORANGE TRIANGLE** represents that the performance at the BSE is **worst**

xxxx (yy) :: xxxx means the difference between GPA of origin and BSE GPA; (yy) means the number of students from that country

- ### Application Status
- Null
  - \_Enrolled
  - Accepted
  - Alumni
  - Cancelled
  - Current Student
  - Declined
  - Deferred
  - Dropout
  - Interruption of studies
  - MRES Student
  - New Application
  - No Show
  - Not Graduated
  - Paid Cancel
  - Pre Submit
  - Rejected
  - Retake Student
  - Under Revision
  - Undergrad Student
  - Visiting Student
  - Withdrawal

- ### Education Program
- Null
  - PhD Track Program
  - Program in Competiti..
  - Program in Data Scie..
  - Program in Data Scie..
  - Program in Economics
  - Program in Economic..
  - Program in Finance
  - Program in Health Ec..
  - Program in Internatio..
  - Program in Macroeco..

- ### Measure Names
- Avg. Bgse Gpa
  - Avg. Normalized GPA
- ### Count of Admissions Data
- 1
  - 5
  - 10
  - 15
  - 20
  - 23